

# JUNIOR PARK RANGER

## Activity Book



Complete the activities  
and earn your badge!





**This book belongs to:**

---



# Table of Contents

City of Bastrop Parks & Amenities .....	2
Meet Lolly, the Loblolly Pine Tree.....	3
Trees We See .....	4
Trees We See Word Search.....	5
Bird City Bastrop .....	6
Milk Carton Bird Feeder Adventure .....	7
Life in the Parks .....	8
Lolly's Nature Scavenger Hunt .....	9
Water Conservation .....	10
Become a WATER WARRIOR! .....	11
Reduce, Reuse, & Recycle! .....	12
Reduce, Reuse, & Recycle! Coloring Activity.....	13
Be Happy & Healthy!.....	14
Be Happy & Healthy! Park Activities .....	15
Kindness Rocks!.....	16
City of Bastrop Parks BINGO .....	17
Be a Good Junior Park Ranger .....	18
Junior Master Naturalist Program .....	19

## Certificate & Badge

When you have finished all the activities in your book, any Park & Recreation professional can award your Junior Park Ranger certificate and badge.

Just visit the Recreation Center at 1008 Water Street  
or the Parks Yard at 1209 Linden Street, Bldg. 3.



**JUNIOR PARK RANGER**

# City of Bastrop Parks & Amenities

- **Bark Park** - 101 Grady Tuck Ln.
- **Bob Bryant Park** - 600 Charles Blvd.
- **Bob Bryant Disc Golf Course** - 600 Charles Blvd.
- **Ferry Park** - 502 Water St.
- **Fireman's Park** - 600 Hill St.
- **Fisherman's Park** - 1200 Willow St. / 400 Farm St.
- **Fisherman's Park Splash Pad** - 1200 Willow St.
- **Fisherman's Park Wheeled Sports Plaza** - 1200 Willow St.
- **Hunter's Crossing Park** - 301 Hunter's Crossing Blvd.
- **Jewell Hodges Park** - 1200 Linden St.
- **Kerr Community Park** - 1308 Walnut St.
- **Mayfest Park** - 25 American Legion Dr.
- **Minerva Delgado Park** - 709 Laurel St.
- **June Hill Pape Riverwalk Trail** - between Fisherman's and Ferry Parks
- **El Camino Real Paddling Trail** - begins at Fisherman's Park



# Meet Lolly, the Loblolly Pine Tree



**Hello, young explorers!**

I'm Lolly the Loblolly Pine Tree, and I'm thrilled to welcome you to the wonderful world of Bastrop's city parks. I'm tall and proud, with needles that reach for the sky and roots that dig deep into the rich soil of my home, the Lost Pines Forest. The Lost Pines Forest is over 100 miles from the home of the rest of my family in East Texas, and that makes it very special!

I've been here for many years, watching over the parks and learning all about the amazing plants and animals that call this place home. I can't wait to share all my knowledge and adventures with you as you join me on this exciting journey to become a City of Bastrop Junior Park Ranger!

Being a Junior Park Ranger means you'll have lots of fun adventures, but it also means you'll learn how to protect and respect our parks. I'll show you how to recognize different trees, spot wildlife, and understand why recycling and conservation are so important. With your help, we can keep our parks beautiful and safe for everyone.

So, grab your explorer's hat, bring your curiosity, and let's embark on this incredible journey together.

**I'm so excited to have you join our team of Junior Park Rangers!**

# Trees We See



Pecan




Texas Cedar



Mexican Redbud



Loblolly Pine



Mountain Laurel



Sycamore



Live Oak

Copyright © Robert O'Brien



# Trees We See Word Search

Q P S R A V E E G F B U X I J J G R H Z  
 R C N S Y C A M O R E C U W X M S E J V  
 B Y Q Z N M O N T E R R E Y O A K D J I  
 N L L P V F Z I G J N T A D G D K B E O  
 V J I L Z Z G W K V Q G D U A E K U T D  
 M E X I C A N B U C K E Y E L R U D L E  
 Q R X K X M I Y L S S C P P Y Y E E Q S  
 E C H I N Q U A P I N O A K G M R L O E  
 P R K Q R M T J Y F A M C I V U J Y M R  
 E V X G R B T E X A S C E D A R K T V T  
 C L O B L O L L Y P I N E L P K O L C W  
 A N Q E G G J Z S U O Y N P A R Y J H I  
 N E J J Z J R I B T D I G O N C V S A L  
 E Z U Q X W P S M L A S Y W V R R P C L  
 M L L Y X M M E P T E E P O G Y D Q K O  
 P D O W E X D U N R C U K K X M Z A B W  
 F N N E U J K U F A P F B V K C D X E E  
 I N X E V U O X L W Z Q T T N E H Y R I  
 B W W X E M I O U M Z Q W O L X C W R Q  
 L I V E O A K E T P P W Y M Z I X F Y G

CEDAR ELM  
 HACKBERRY  
 LOBLOLLY PINE  
 MONTERREY OAK  
 REDBUD

CHINQUAPIN OAK  
 LACEY OAK  
 MAPLE  
 MOUNTAIN LAUREL  
 SYCAMORE

DESERT WILLOW  
 LIVE OAK  
 MEXICAN BUCKEYE  
 PECAN  
 TEXAS CEDAR

# Bird City Bastrop



**Bastrop was one of the first cities in Texas to be named a Bird City!**

Bird City Texas recognizes cities that promote bird-friendly habitat, including good water management, preserving green spaces, knowing the value of native plants in the habitat, and making buildings safe for birds. This includes turning off unnecessary bright lighting at night while birds are migrating and keeping cats inside.

There are many birds that call Bastrop home, and many more that migrate through on their way to breeding territories and wintering grounds; over 277 species have been reported here! This includes bald eagles, hummingbirds, cardinals, shorebirds, and painted buntings.

Bastrop has at least 6 species of woodpeckers and 4 species of owls!

**Here are some places you can visit in Bastrop that highlight Bird City.**

Unscramble the words to find what you can discover at each location:

## Bob Bryant Park:

- o DRBI DILNB \_ \_ \_ \_ \_
- o PELUPR TRAMNI ESHUO \_ \_ \_ \_ \_
- o YNMCIEH FWTSI ORWTE \_ \_ \_ \_ \_

## Parking Lots in Downtown Bastrop:

- o RABDER LOW \_ \_ \_ \_ \_
- o EBUL NOERH \_ \_ \_ \_ \_
- o DWIL KUTYRE \_ \_ \_ \_ \_
- o RANDACLI \_ \_ \_ \_ \_
- o EPNI BARLEWR \_ \_ \_ \_ \_



# Milk Carton Bird Feeder Adventure!

**Welcome, Junior Park Rangers!** Are you ready for a fun and eco-friendly project? Let's turn empty milk cartons into beautiful bird feeders that will attract colorful feathered friends to your backyard!

## Materials Needed:

Empty milk or juice carton  
Rope, cord, ribbon, or wire  
Non-toxic acrylic paint  
Paint brushes  
Decorative items like twigs, leaves, pine cones, or recycled household materials  
Craft or hot glue (with adult supervision)

## Let's get started with the steps:

**Step 1:** Ask an adult to help you cut a large hole in the center of one side of the carton, starting a few inches from the bottom.

**Step 2:** Below the big hole, cut a small hole to poke a stick through. This will be a cozy perch for your bird friends to sit on while they eat.

**Step 3:** With adult help, cut two small holes on either side of the top of the carton. These holes are where you'll thread the rope or wire to hang your feeder.

**Step 4:** Now comes the fun part – painting and decorating! Use your imagination to transform your feeder into a cozy bird haven. Maybe it's a colorful cottage or a high-rise apartment building for our feathered friends.

**Step 5:** Once your masterpiece is dry, it's time to fill it with birdseed. Different birds like different kinds of seeds, so you can choose a mix or check out the Audubon Guide to Birdseed for some tips.

**Step 6:** Hang your feeder in a spot about five feet from the ground, where you can watch the birds come and go from your window.

**Congratulations, Junior Park Rangers!** You've created a wonderful bird feeder that not only helps our feathered friends but also adds beauty to your backyard. Keep an eye out for the amazing birds that will visit your feeder – it's like having your own bird sanctuary right at home!



# Life in the Parks

**Hi there, Junior Park Rangers!**

I'm excited to tell you all about the amazing nature in the city parks of Bastrop, Texas. From my tall branches, I can see so many wonderful things. Early in the morning, bright red Northern Cardinals and noisy Blue Jays sing cheerful songs. Mockingbirds join in, copying other birds' tunes. Woodpeckers, like the Red-bellied and Downy Woodpecker, love to tap-tap-tap on my trunk, looking for tasty insects to eat. It's like a fun concert every day!

During the day, I see Eastern Cottontail Rabbits hopping through the grass, looking for yummy plants. Squirrels, both gray and fox, scamper up and down my trunk, playing chase and gathering acorns. Turtles love to sunbathe on logs in the Colorado river and watch the fish jump. Sometimes raccoons come out with their little black masks, searching for food. They're very curious and love to explore. In the evenings if you're lucky, you can see graceful deer come out to graze quietly. They are so beautiful to watch.

As night falls, a whole new world wakes up. Bats swoop through the air, catching insects on the go. Near the river, you can hear frogs and toads croaking. If you look carefully, you might spot a sneaky snake slithering through the grass, though they usually like to stay hidden. Trees like me, along with Live Oaks, Post Oaks, and Cedar Elms, provide homes for many creatures. Insects like butterflies and dragonflies dance around, adding to the park's beauty. All these amazing trees, insects, animals, and birds make our parks a special place.

**I hope you have fun exploring and learning about them as Junior Park Rangers!**



# Lolly's Nature Scavenger Hunt

Today we're going on an exciting adventure to discover the amazing nature in our City of Bastrop parks. We'll be looking for trees, insects, birds, and animals. Are you ready? Let's go!

Can you find an oak tree? How about a pecan tree? Find 2 different trees, write their names and draw their leaves!

Can you spot a ladybug or a butterfly? Find 2 different insects, write their names and draw a picture of your favorite!

Can you see a squirrel or a rabbit? Find 2 different animals, write their names and draw a picture of your favorite!

Do you see a cardinal or a blue jay? Find 2 different birds, write their names and draw a picture of your favorite!

# Water Conservation

## Where does our water come from?

The City of Bastrop currently has seven groundwater wells that supply all the water inside the City limits. This water is filtered, cleaned and treated before being pumped into the storage tanks for distribution to homes and businesses.



## Did you know that every living thing on the planet needs water in order to survive?

Well, it's true! We need it to drink, wash, cook, and flush the toilet. Farmers need it to grow our food. Plants, trees, and animals need it to grow and survive.

The Earth has **A LOT** of water, but most of this water is not okay to drink or use because it is very salty ocean water. Since we all need water to live, it is up to each of us to make sure we have plenty to go around.

## How can we save water for our future?

That's easy! We just need to stop wasting it. Saving water will save humans, animals, and plants. It will even save your parents money on their water utility bill!

### Here are some ways YOU can save water instead of wasting it!

Don't Waste It!	Save It!
Never leave the water running while brushing your teeth.	Always turn the water off and use a cup filled with water while brushing your teeth.
Taking a bath uses about 70 gallons of water to fill the tub.	Taking a 5-minute shower only uses about 10-15 gallons of water.
Don't use the toilet as a trash can and never flush it for silly reasons.	Only flush the <b>3 P's</b> down the toilet – <b>P</b> ee, <b>P</b> oop, and <b>P</b> aper (toilet paper).
Never play with the water or let it run while washing your hands.	You can save up to 6 gallons of water a day just by turning the tap off while you are washing your hands.
A washing machine uses up to 20 gallons of water, so never wash less than a full load.	Always make sure to wash a full load of clothes at a time.
Washing fruits and vegetables under running water wastes a lot of water.	Fill a large bowl with water to rinse your fruits and vegetables in, then pour the used water on your plants and flowers.
Never ignore a leaky faucet or toilet.	If you see a water leak, tell an adult so that it can be fixed right away!
You can use up to 27 gallons of water when washing dishes by hand.	Using a dishwasher and washing only full loads only uses 5 – 15 gallons of water.

# Become a WATER WARRIOR!

Use the first letter of your name and the color of the shirt  
you are wearing to find your Water Warrior name!

## First Letter of Your Name:


A - E: Ripple Ruler  
F - G: Drip Destroyer  
H - L: Leak Blaster  
M - Q: Vapor Maker  
R - V: Water Saver  
W - Z: Thirst Quencher

## Color of your Shirt:

Brown: the Fearless  
Pink: the Brave  
Blue: the Supreme  
Green: the Powerful  
Purple: the Legendary  
Blue: the Hero  
Orange: the Guardian  
Black: the Fantastic  
Yellow: the Champion  
White: the Great

My Water Warrior name is :

DESIGN AND COLOR YOUR OWN WATER WARRIOR SHIELD



# Reduce, Reuse, & Recycle!

Hi kids! It's Lolly again and I want to tell you about something very important: reduce, reuse, and recycle! These three words help us take care of our environment.

By reducing the amount of things we use, we make less waste. That means fewer things end up in landfills, and more trees like me can keep growing tall and strong! Imagine if every time you threw something away, it meant less room for new trees and flowers. Reducing helps make sure we all have plenty of space to grow and play.

Next, let's talk about reusing. Reusing means finding new ways to use old things instead of just throwing them away. For example, you can turn an old jar into a cool pencil holder or use both sides of a piece of paper before recycling it. If everyone reused more, there would be less trash, and more time to enjoy the nature around us.

Finally, recycling is super important. Recycling means taking materials like paper, plastic, and metal and turning them into new things. When you recycle, you're giving old items a new life and helping save natural resources. Recycling helps make sure that fewer trees are cut down for new paper and fewer materials are wasted. By recycling, you're helping protect my home and the homes of all my animal friends. So remember, reduce, reuse, and recycle to keep our City of Bastrop parks and our planet healthy and green!



**REDUCE**  
**REUSE**  
**RECYCLE**





# Be Happy & Healthy!



**Hi there, Junior Park Rangers! Do you know how parks help keep our community healthy and happy?**

In Bastrop's parks, there are long walking trails where you can stretch your legs, breathe in fresh air, and enjoy the beauty of nature. Walking or jogging on these trails is a fantastic way to get exercise, which keeps your heart strong and your body fit. Plus, you might see some cool animals and plants along the way!

Did you know that playing sports is another great way to stay healthy? Bastrop's parks have soccer fields where you can run, kick the ball, and have fun with friends. If you like something a little different, you can try pickleball, tennis, or basketball on our courts. These games

are super fun and help you build strong muscles and teamwork skills. And we have a disc golf course at Bob Bryant Park where you can practice your aim and enjoy some friendly competition in the great outdoors.

But that's not all! Our parks are filled with exciting activities for everyone. You can climb and slide on the playscapes, paddle in the water while kayaking, or show off your tricks at the wheeled sports plaza that is in Fisherman's Park. These activities help you stay active and healthy while having tons of fun.

**So come on out to Bastrop's parks and help make our community a healthier, happier place!**



# Be Happy & Healthy!

Describe 3 fun and healthy activities you participated in in our City of Bastrop parks!



# Kindness Rocks!

Spread kindness and make someone smile  
by decorating rocks with fun designs and messages!

## What You Need:

- Smooth rocks
- Acrylic paint or paint pens
- Paintbrushes
- Permanent markers
- Clear sealant spray
- Newspaper or an old tablecloth

## Find Your Rocks:

- Collect smooth rocks from outside or buy them from a store. Make sure they're clean!



## Get Creative:

- Cover your table with newspaper.
- Paint your rocks with bright colors and fun designs. Let them dry.
- Write kind messages like "Be Happy," "You Matter," or "Smile!" with permanent markers.



## Seal the Deal:

- Once your rocks are dry, ask an adult to help spray them with clear sealant to protect your art.

## Hide and Seek:

- Hide your rocks in the park where people will find them. Make sure they're in safe spots!

## Share the Joy:

- Take pictures of your rocks and share with friends. Use the hashtag [#BastropKindnessRocks](#) to spread the word.

**Have Fun and Make Someone's Day!**

**B**

**I**

**N**

**G**

**O**


**PINE CONE**



**CLOUDS**



**MOSS**



**BERRIES ON A PLANT**



**FROG**




**BLOOMING FLOWER**



**CATTAIL**



**SPIDER WEB**



**HOLE IN A TREE**



**TRASH CAN**



**FUNGUS**




**BENCH**



**FREE SPACE**



**WORMS**




**SQUIRREL**



**GREEN LEAF**



**SUN**



**BIRD SINGING**




**CRAWLING INSECT**



**FISH SWIMMING**



**TURTLE**



**ANIMAL TRACKS**



**ACORN**



**ROCKS**



**PINE TREE**



# Be a Good Junior Park Ranger



- **Nature Lover:** I love when you explore and enjoy the outdoors, just like me!
  - **Curious Explorer:** Ask questions about the animals, plants, and the cool things you see around you.
  - **Respectful Friend:** Be kind to nature, animals, and the people you meet in the park.
  - **Nature Keeper:** Help take care of our park by keeping it clean and following the rules.
  - **Team Player:** Work together with your friends and family to keep our park safe and fun.
  - **Eagle Eye Observer:** Notice all the little things in nature and tell someone if something seems wrong.
  - **Excited Adventurer:** Get super excited about discovering new things in our park and share your joy with others!
  - **Ready Ranger:** Bring along what you need for our park adventures, like water, snacks, and sunscreen.
- 
- **Safety Hero:** Be aware of your surroundings and follow the safety rules to keep everyone safe.
  - **Eco Guardian:** Help protect our park by picking up trash and taking care of plants and animals.
  - **Happy Helper:** Spread smiles and kindness wherever you go in the park.
  - **Smart Student:** Keep learning about the amazing world of nature and the history of our park.
  - **Leave No Trace Legend:** Leave the park as you found it, without leaving behind anything except your footprints!



### **Junior Master Naturalist Classes for Children and Their Families**

Bob Bryant Park  
600 Charles Blvd.  
Bastrop, TX 78602  
Main Pavilion (next to restrooms)

**About the Program:**  
Learn about Texas birds, insects,  
reptiles, plants, water, and nature  
journaling.

#### **Fall 2024:**

September 14 & 28  
October 12 & 26  
November 9

#### **Spring 2025:**

March 8 & 22  
April 12 & 26  
May 10

**Time:**  
10:00 AM - 11:30 AM

**Information on registration at:**  
[cityofbastrop.org/page/parks.home](http://cityofbastrop.org/page/parks.home)

**Presented by:**  
Texas Master Naturalist – Lost Pines  
Chapter

**Don't miss this wonderful  
opportunity to explore nature and  
learn about the environment with  
fun activities and games!**

## **Park Helpers**

Creating and caring for our great City of Bastrop parks takes a whole team of helpers! Friends like the **Texas Audubon Society** ([tx.audubon.org](http://tx.audubon.org)) put up bird houses and share cool facts to make the park a happy home for birds. They help us learn about the different kinds of birds we can see and hear in the park.

**Texas Master Gardener** ([txmg.org](http://txmg.org)) and **Texas Master Naturalist** ([txmn.tamu.edu](http://txmn.tamu.edu)) volunteers help by planting gardens with native plants, building bird blinds where we can watch birds up close, and making trails for everyone to explore. These special areas bring in wildlife and make our parks beautiful places to visit and enjoy.

As a **Junior Park Ranger**, you are now an important helper for the parks in Bastrop too! Your job is to help take care of the park and learn about the animals and plants that live there. You can share what you learn with your friends and family to help them enjoy the park as much as you do.

**Together, we can all help make  
sure our parks stay amazing  
and fun for everyone!**

A stylized graphic of a leafy branch, rendered in a lighter shade of green than the background, positioned in the bottom right corner of the page.

[CITYOFBASTROP.ORG/PARKSANDREC](http://CITYOFBASTROP.ORG/PARKSANDREC)